









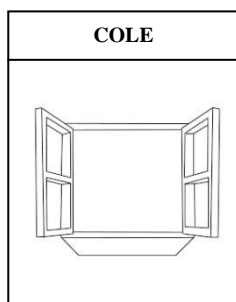
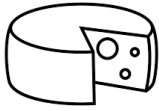


## ASSOCIAÇÃO ENTRE AS LETRAS DO ALFABETO E FIGURA

1. Com qual letra começa cada figura? Recorte as letras do alfabeto e cole-as na aba dos desenhos correspondentes:




COLE



COLE



COLE



COLE




COLE



COLE



COLE



COLE



COLE



COLE



COLE



**A**

**B**

**C**

**D**

<b>E</b>	<b>F</b>	<b>G</b>	<b>H</b>
<b>I</b>	<b>J</b>	<b>L</b>	<b>M</b>
<b>N</b>	<b>O</b>	<b>P</b>	<b>Q</b>
<b>R</b>	<b>S</b>	<b>T</b>	<b>U</b>
<b>V</b>	<b>X</b>	<b>Z</b>	